User Manual EA Digital Education Platform

How to register for the Clinic

Registration process

To participate in our clinics you must complete the following procedure:

STEP 1: Visit EA academy platform

Visit the European Aquatics Academy Official Learning Center:
https://www.eaacademy.eu

Then visit the clinic that you want to attend and click on the REGISTER button to start the registration.



STEP 2: Login or create new account

Enter your email and and click CONTINUE button. Then on the next step enter the password of your choice.

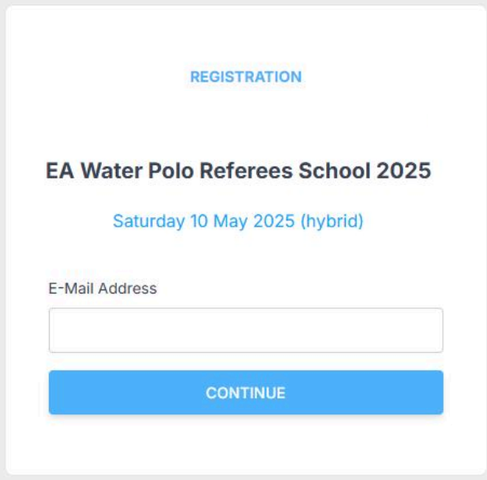

STEP 3: Complete personal details

On the next page complete your personal details and click NEXT button.

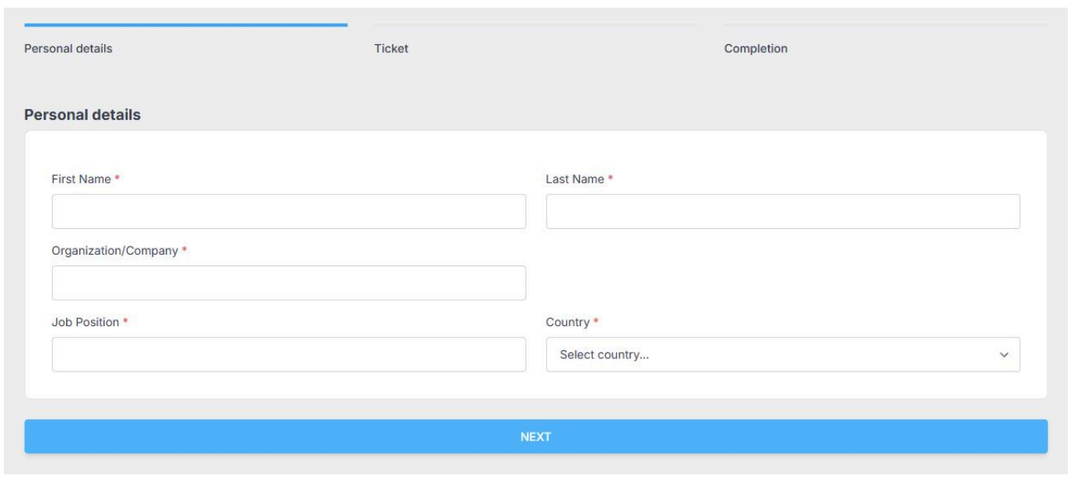

User Manual EA Digital Education Platform

How to register for the Clinic

STEP 4: Tickets and payment

FIRST COURSE: online on 10th of May 2025

You must register for the first course until 20th of March. You can complete your payment by credit card or bank transfer.

SECOND COURSE: onsite, in Istanbul (Türkiye), from the 22nd – 25th of May 2025

For the second course you can pay at the same time as the first course or later.

The platform will be available to complete the payment of the second course until 21st of May.

In the case of a bank transfer your tickets will be reserved until you finish the payment. Upon completion of the payment you will receive an email informing you that you now have access to the Clinic.

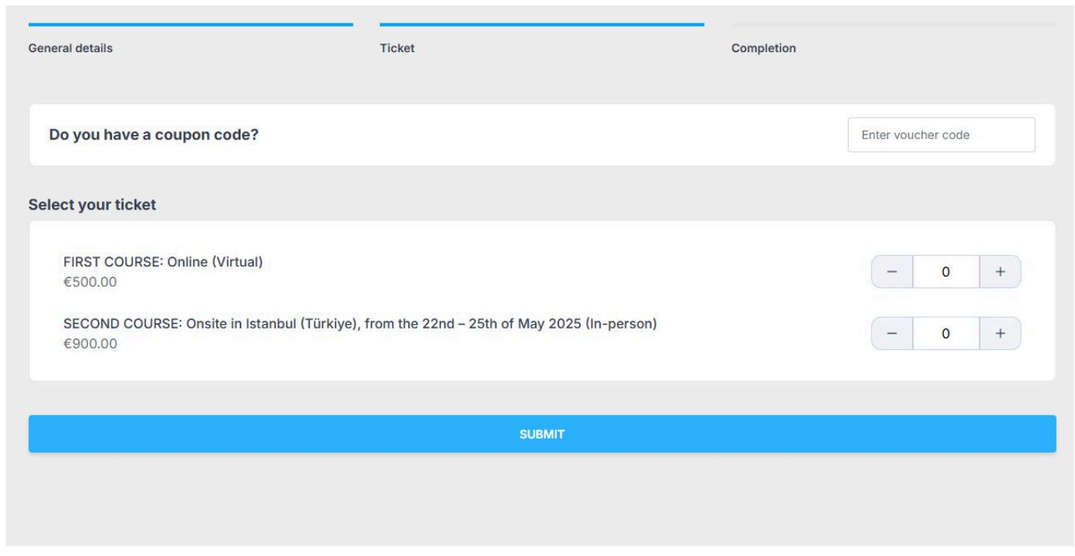

STEP 5: Completion of registration

Your registration has completed. You will receive a welcome - confirmation email.
if you participate in-person you will receive a QR Code that will be checked on the entrance of the venue.
If you participate remotely you will find a button on the page of each Clinic to enter in the virtual meeting.
Join us on the date of the event either in-person or virtually depending on the type of the event and the type of your ticket.

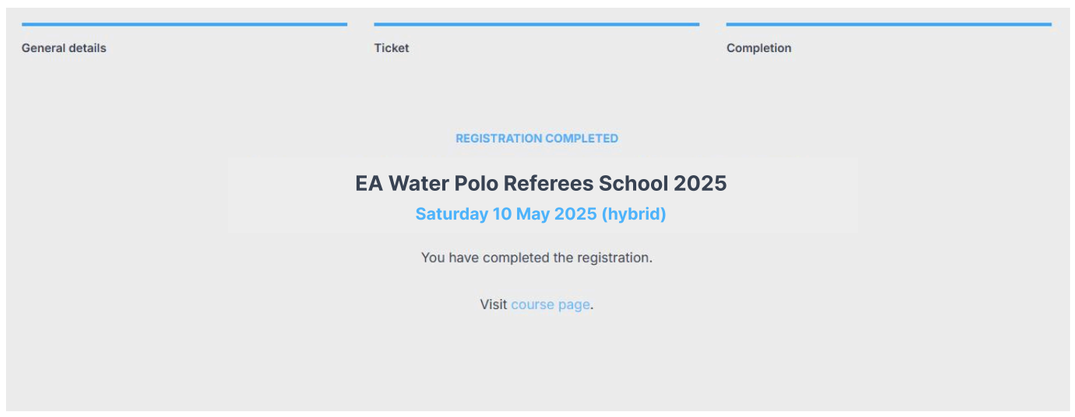

Need further help?

Do not hesitate to contact us by using the chat on our platform! You can find it at the bottom right of every page.

